

# TOP 50

# SCIENCE-BASED BIBLE LESSONS

Exploring God's truth  
through science

ELEMENTARY  
AGES 5-10

ROSEKIDZ



# ■ ALL CREATION IS GOOD

## GENESIS 1

Everywhere—from east to west—praise the name of the LORD.

*Psalm 113:3*

## OVERVIEW

**Say:** Let's name twenty-six things God made, in alphabetical order. We'll start with **A!** (*Children respond.*) What did God make that begins with **B?** (*Continue until you reach Z.*) Today we are going to look at **EVERYTHING** God made. We'll even discover how God felt about what he had made. We can praise him for what he made! **What God made is good.** (*Open with prayer requests, praises, and a time of prayer.*)



## BIBLE STORY


**Say:** We named some things God made when we used the alphabet. Did you know that there are over 45,000 species of spiders? There are more than 12,000 kinds of ants in the world. And there are more than 9,000 kinds of birds!

If we were to name **EVERYTHING** God made, we would never stop! Who remembers what God made first? (*Children respond.*) That's right! (*Read Genesis 1:3 aloud.*) God made light first.

What do you think he made next? (*Read Genesis 1:6 aloud.*) God made the sky—the layers of gases that make up the air. When God separated the water from the dry ground, he called the ground **land**, and he called the waters **seas**.

And let's read what he thought about it. (*Read Genesis 1:10 aloud.*) Let's say that together: "God saw that it was good."

What do you think God made next? (*Children respond.*)





Read Genesis 1:11 aloud.) God made all kinds of plants—from tiny flowers to towering trees. And what did he think about it? Let's say it together: "God saw that it was good."

After that, God put the planets and stars in the heavens so that people could keep track of the four directions, the seasons, and times. He made the sun and moon—and guess what God thought? Let's say it together: "God saw that it was good." Next, God filled the water with living creatures from tiny fish to great whales. He spoke, and the air was filled with those 9,000 or so kinds of birds!

And let's say it: "God saw that it was good." After God made all the animals that live on earth, from those tiny ants to the giant elephants, he made humans. He made humans in his own likeness. Humans would be creative and would be able to know God!

And what did God think of what he had made? Let's say it: "God saw that it was good." **What God made is good!**

## OPENING GAME

### FOUR DIRECTIONS

**Directions:** Play where you can designate four corners. For each round, name four creations (bluebirds, elephants, monkeys, sloths) and point to one corner for each. At your signal, children move to the corner that indicates their choice. Play as time allows; invite volunteers to name four creations or choose a way for others to move.

**Tip:** To increase the challenge, call out a way for players to move each time (hop, skip, hop on one foot, etc.)

**Say:** Our Bible story told how God made the stars and planets to help people find their way and to know what season it was. What four directions do we use? (*Children respond.*) Knowing north, south, east, and west helps us talk about where we are going. Where does the sun rise? (*Children respond.*) The sun rises in the east. Where does it set? (*Children respond.*) The sun sets in the west. Our memory verse tells us that God should be praised from the east to the west—that's all around the world! **What God made is good!**

**Optional:** Use the compass to discover which corner is the northernmost, southernmost, etc. Designate each corner as north, south, east, or west.

#### Optional Materials

- compass





## OBJECT LESSON

### SUNRISE, SUNSET

**Preparation:** Use a pen or pencil to punch a small hole in the center of the black paper. Secure paper to the lighted end of the flashlight with tape, centering the hole to make a narrow beam of light.

**Say:** What color is the sky? (*Children respond.*) Our Bible memory verse talks about the east and the west. These are the places where the sun rises and where it sets. What color is the sky when the sun rises and when it sets? (*Children respond.*) Let's find out the reason!

**Directions:** Volunteer holds a glue stick away from their body. Another volunteer turns on flashlight, aiming light through the glue stick to hit the wall or paper (taped to wall). Volunteer adds one or more glue sticks in front of the light beam.

**Say:** What color do you see? (*Children respond.*) Now let's add another glue stick. What changes do you see? (*Children respond.*) The sun's light has all the colors of the rainbow.

The colors travel from the sun to the Earth in waves. Imagine strings of color going from the sun to the Earth. Some colors have long waves and some have short waves. The color blue has short waves.

We usually see blue during the day. The angle of the sunlight changes at sunrise and sunset. At this time, the light has to travel through bits of dust in the air to reach the Earth. When light travels through those dust bits, some colors scatter. Colors with short waves, like blues and purples appear to disappear.

Red and yellow have long light waves so they are not easily scattered by the dust bits. This makes us see the sunrise and sunset as more red and yellow. God does so many amazing things! **What God made is good!**

#### Materials

- pen or pencil
- black paper
- flashlight
- tape
- glue sticks
- white wall or paper taped to wall



## OPTIONAL ACTIVITIES

### WHERE THE COMPASS POINTS

**Directions:** Children use the compass to find the four basic directions. Children tell where the sun rises and sets. They may also use the compass to determine in which direction other buildings stand, which direction a street runs, etc. Children repeat the Bible verse while facing the east and west.

**Say:** God made so many amazing things, we can never praise him enough! **What God made is good!**

#### Materials

- compass or compass app on phone



## PLANET PLAY

**Directions:** Turn off overhead lights and darken the room. Turn on lamp. Give a few children balls to hold in front of them. Children take turns to move in a circle around the lamp and in front of each other.

**Say:** Every planet moves in an orbit, like a big circle, around the sun. This lamp was our sun and you all held the planets.

What happens to the ball when the lamp lights the front side?

(Children respond.) That's how day and night are made on our earth—but our little earth-ball is also spinning! What happens if one ball blocks the light on another ball? (Children respond.) That's a little like an eclipse. God made the sun, moon, stars, and planets to help us know where we are, and to know times and seasons. **What God made is good!**

### Materials

- lamp (without shade)
- several balls of various sizes



## SUNRISE DAY TIMER

**Preparation:** Photocopy the Morning Reminders on page 20, making one for each child.

**Directions:** Distribute Morning Reminders to children. Children use the page to plan the things they need to do every morning. Children decorate as desired.

**Say:** When you take your page home, put it where you will see it when you get up in the morning. It will remind you of the things you need to do every morning! God gave us the sunrise so that we can start our day. **What God made is good!**

### Materials

- Morning Reminders, page 20
- crayons or markers







# MORNING REMINDERS

Color the page. It will remind you of what you need to do every morning.


Get Up



Bathroom Time




Get Dressed




Time with God



Feed My Pet



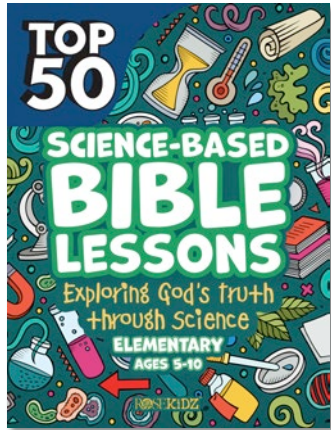
Eat Breakfast



Pack My Backpack



© 2020 Rose Publishing, LLC. Permission to photocopy granted to original purchaser only. Top 50 Science-Based Bible Lessons



## Top 50 Science-Based Bible Lessons

Lead children to celebrate the beautiful and awesome world God created! Too often, people think that science and faith are at war with each other. But God is the Creator of science! It is he who wrote all the rules that govern our great Earth. This book combines Bible truths with scientific truths God wrote to make sure our world is the best possible place for us to live.

Quick and easy-to-use resource for teachers includes Bible lessons with step-by-step instructions for kids Sunday school teachers

Paperback .....978-1-62862-960-6..... \$24.99



## The Top 50 Bible Lessons about Ordinary People in God's Extraordinary Plan

Enjoy having 50 reproducible Bible lessons about everyday people that God used extraordinarily, packed with stories, activities, object lessons, and so much more! There's never been a more fun and hands-on way to show kids that God can use even the most ordinary folks for powerful things!


Paperback ..... 978-1-64938-035-7 ..... \$24.99



## Top 50 Memory Verse Lessons with Games & Activities

Memory verses are vital to hide God's Word in the heart and mind of every child. This book is packed with fun, interactive, creative and engaging ways to get children excited about memorizing Scripture. The 50 verses are in an easy-to-learn format. Ages 5 to 10.

Paperback ..... 978-1-62862-505-9 ..... \$24.99



## Top 50 Bible Lessons with God's Amazing Animals

This book provides teachers with lessons that need minimal preparation, yet present sound biblical teaching combined with life application. Each lesson includes a memory verse, games, an object lesson, discussion questions, craft ideas, and of course, fascinating animal facts!

Paperback ..... 978-1-62862-963-7 ..... \$24.99



www.tyndale.com/rose-publishing

csresponse@tyndale.com

or call 1-855-277-9400



Money Back Guarantee!

